



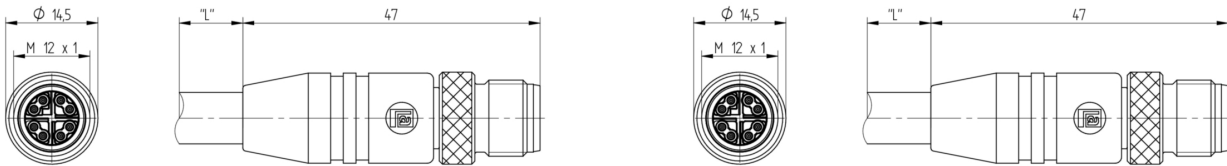
Product: [BRSTS 8X-BRSTS 8X-552](#)

Gigabit Ethernet Cat7 Data Double-Ended Cordset: Male straight X-coded black M12 Railway to male straight X-coded black M12 Railway, shielded, 50 V AC / 60 V DC, 0.5 A; X-FRNC/LSNH blue cable, 8-wires, 4x2x0.25 mm²

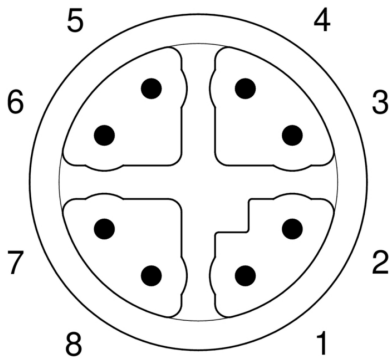
Product Description

Gigabit Ethernet Cat7 Data Double-Ended Cordset: Male straight X-coded black M12 Railway to male straight X-coded black M12 Railway, shielded, 50 V AC / 60 V DC, 0.5 A; X-FRNC/LSNH blue cable, 8-wires, 4x2x0.25 mm²

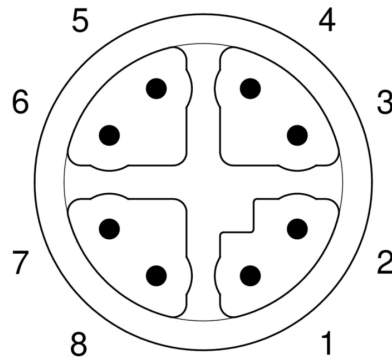
Technical Drawing



Male



Male



Technical Specifications

Face View Side 1

Pin 1	Pin 2	Pin 3	Pin 4	Pin 5	Pin 6	Pin 7	Pin 8
white (orange)	orange	white (green)	green	white (brown)	brown	white (blue)	blue

Face View Side 2

Pin 1	Pin 2	Pin 3	Pin 4	Pin 5	Pin 6	Pin 7	Pin 8
white (orange)	orange	white (green)	green	white (brown)	brown	white (blue)	blue

Product Description

Product Family:	Data Connectors
Brand:	Lumberg Automation
Connector Type:	Cordset, double ended
Shielding:	Shielded
Rated Voltage:	60 V
Rated Impulse Voltage:	0.8 kV
Operating Voltage:	50 V AC / 60 V DC
Rated Current*:	0.5 A
Data Transmission:	Gigabit Ethernet Cat7
Data Transmission Rate:	10 Gbit/s
Vibration Resistance:	IEC 61373

Technical Data Side 1

Product Sub Family:	M12 Railway
Type of Contact / Gender:	Male
Connector Design:	Straight
Attachment Type:	Coupling Screw
Number of Pins:	8
Coding:	X
Contact Resistance:	≤ 10 mOhm
Insulation Resistance:	> 10 ⁹ Ohm
Mating Cycles:	≤ 100
Ambient Temperature (Operation)*:	- 40 °C - + 85 °C
Protection Degree / IP Rating**:	IP65, IP67
Design Standard:	IEC 61076-2-109
Pollution Degree:	3 acc. to DIN EN 60664-1 (VDE 0110-1)
Overvoltage Category:	II acc. to DIN EN 60664-1 (VDE 0110-1)
Contact Base Material:	CuZn
Contact Plating:	Cu/Au
Contact Bearer Material:	PA
Contact Bearer Color:	Black
Flammability Class (Contact Bearer):	UL 94 V-0
Molded Body Material:	PA
Molded Body Color:	Black
Flammability Class (Molded Body):	UL 94 V-0
Attachment Material:	CuZn
Attachment Plating:	Nickel-plated
Shielding Material:	GD-Zn, nickel-plated
Fastening Torque (Attachment):	M 12x1: (50-60) Ncm, hand-tight
Note:	Do not connect or disconnect under load.

Cable Data

Cable Number:	552
Conductor Size:	4x2x0.25 mm ²
Number of Wires:	8
Minimal Bending Radius (Fixed Inst):	> 4 x D
Conductor material:	Cu
Cable Jacket Material:	X-FRNC/LSNH
Cable Jacket Color:	blue
Cable Diameter D:	ø 8.1 ± 0.3 mm
Wire Insulation Material:	E-beam X-linked Foam-skin polyethylene
Insulated Wire Diameter:	max. ø 1.60 mm
Overall Shield (Cable):	Cu-ETP1 tinned

Ambient Temperature (Fixed Installation):	- 40 °C - + 90 °C
Ambient Temperature (Flex Installation):	- 5 °C - + 50 °C
Flammability Class (Cable Jacket):	IEC 60332-1-2, EN50305 (9.1.1), IEC60332-3-25 cat D; fire protection Railway vehicles: DIN 5510-2 protection level 1 to 4; CEN/TS 45545-2 HL1-HL3; smoke density acc. to DIN EN 61034-2, EN50268-2: T >70% ;toxicity (NF X70-100-1): CITc < 0.7
Cable Characteristics:	Exclusion of dangerous materials; Resistance against mineral oil: EN 50306 par 4.8 1.5kV/1min.; Resistance against fuel: EN 50306 par 4.9 1.5kV/1min; Resistance against acid and alkali
Core Colors:	Twisted pairs: white & blue, white & orange, white & green, white & brown

Technical Data Side 2

Product Sub Family, Side 2:	M12 Railway
Type of Contact / Gender, Side 2:	Male
Connector Design, Side 2:	Straight
Attachment Type, Side 2:	Coupling Screw
Number of Pins, Side 2:	8
Coding, Side 2:	X
Contact Resistance, Side 2:	≤ 10 mOhm
Insulation Resistance, Side 2:	> 10 ⁹ Ohm
Mating Cycles, Side 2:	≤ 100
Ambient Temperature (Operation), Side 2*:	- 40 °C - + 85 °C
Protection Degree / IP Rating, Side 2**:	IP65, IP67
Design Standard, Side 2:	IEC 61076-2-109
Pollution Degree, Side 2:	3 acc. to DIN EN 60664-1 (VDE 0110-1)
Overvoltage Category, Side 2:	II acc. to DIN EN 60664-1 (VDE 0110-1)
Contact Base Material, Side 2:	CuZn
Contact Plating, Side 2:	Cu/Au
Contact Bearer Material, Side 2:	PA
Contact Bearer Color, Side 2:	Black
Flammability Class (Contact Bearer), Side 2:	UL 94 V-0
Molded Body Material, Side 2:	PA
Molded Body Color, Side 2:	Black
Flammability Class (Molded Body), Side 2:	UL 94 V-0
Attachment Material, Side 2:	CuZn
Attachment Plating, Side 2:	Nickel-plated
Shielding Material, Side 2:	GD-Zn, nickel-plated
Fastening Torque (Attachment), Side 2:	M 12x1: (50-60) Ncm, hand-tight

Safety & Environmental Compliance

RoHS Compliant:	yes
-----------------	-----

Resistances

Halogenfree:	yes
Rail:	Yes
Oil Resistance:	IEC 60811-2-1

Notes

Protection Degree / IP Rating Note:	** only if mounted and locked in combination with Hirschmann / Lumberg Automation connector.
Note Derating:	Notice derating

History

Update and Revision:	Revision Number: 0.59 Revision Date: 01-19-2023
----------------------	---

Variants

Item #	Item Description	Cable Length
8907	BRSTS 8X-BRSTS 8X-552/0,5 M	0.5 m
19348	BRSTS 8X-BRSTS 8X-552/0,7 M	0.7 m

8906	BRSTS 8X-BRSTS 8X-552/1 M	1 m
934809013	BRSTS 8X-BRSTS 8X-552/2 M	2 m
934809014	BRSTS 8X-BRSTS 8X-552/5 M	5 m
934809015	BRSTS 8X-BRSTS 8X-552/10 M	10 m
934809016	BRSTS 8X-BRSTS 8X-552/15 M	15 m
8955	BRSTS 8X-BRSTS 8X-552/25 M	25 m
8956	BRSTS 8X-BRSTS 8X-552/30 M	30 m

© 2024 Belden, Inc

All Rights Reserved.

Although Belden makes every reasonable effort to ensure their accuracy at the time of this publication, information and specifications described here in are subject to error or omission and to change without notice, and the listing of such information and specifications does not ensure product availability.

Belden provides the information and specifications herein on an "ASIS" basis, with no representations or warranties, whether express, statutory or implied. In no event will Belden be liable for any damages (including consequential, indirect, incidental, special, punitive, or exemplary damages) whatsoever, even if Belden has been advised of the possibility of such damages, whether in an action under contract, negligence or any other theory, arising out of or in connection with the use, or inability to use, the information or specifications described herein.

All sales of Belden products are subject to Belden's standard terms and conditions of sale.

Belden believes this product to be in compliance with all applicable environmental programs as listed in the data sheet. The information provided is correct to the best of Belden's knowledge, information and belief at the date of its publication. This information is designed only as a general guide for the safe handling, storage, and any other operation of the product itself or the one that it becomes a part of. The Product Disclosure is not to be considered a warranty or quality specification. Regulatory information is for guidance purposes only. Product users are responsible for determining the applicability of legislation and regulations based on their individual usage of the product.